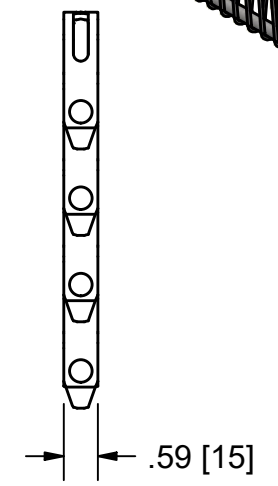
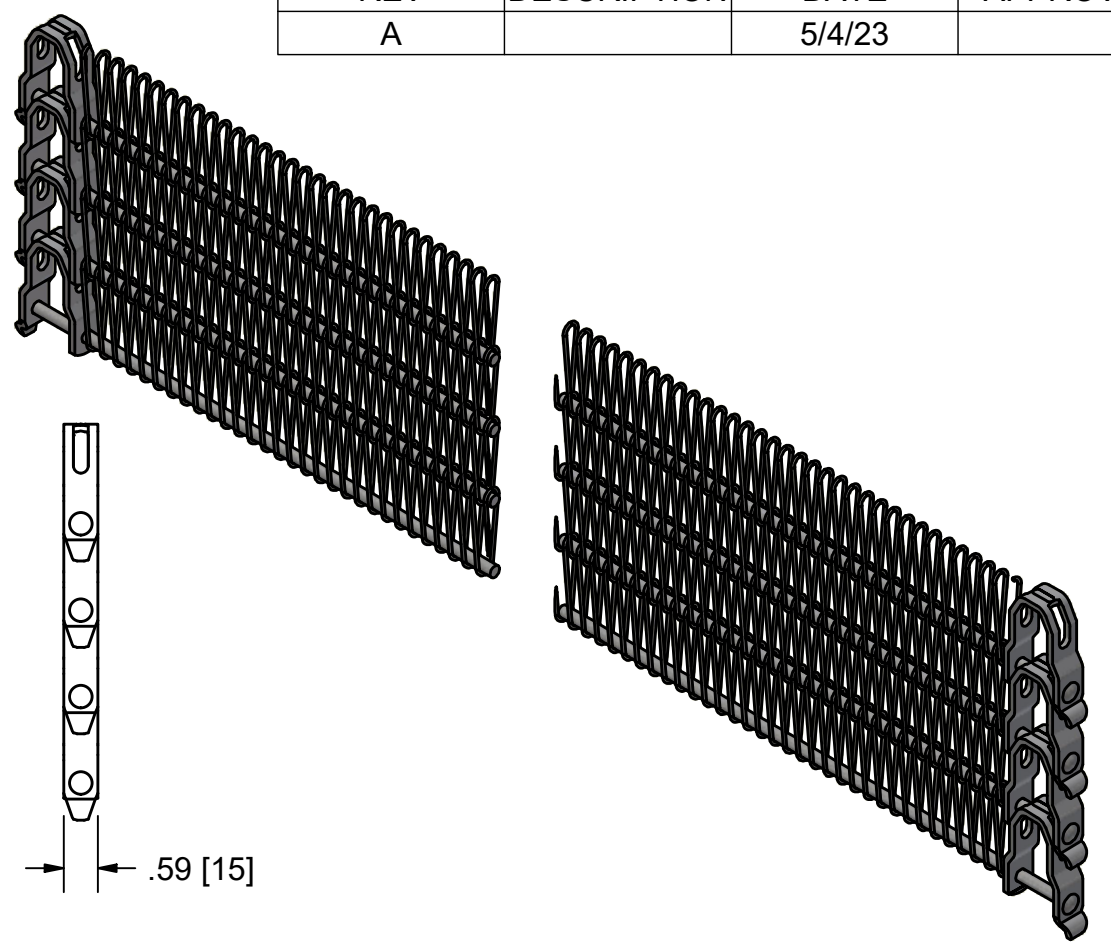
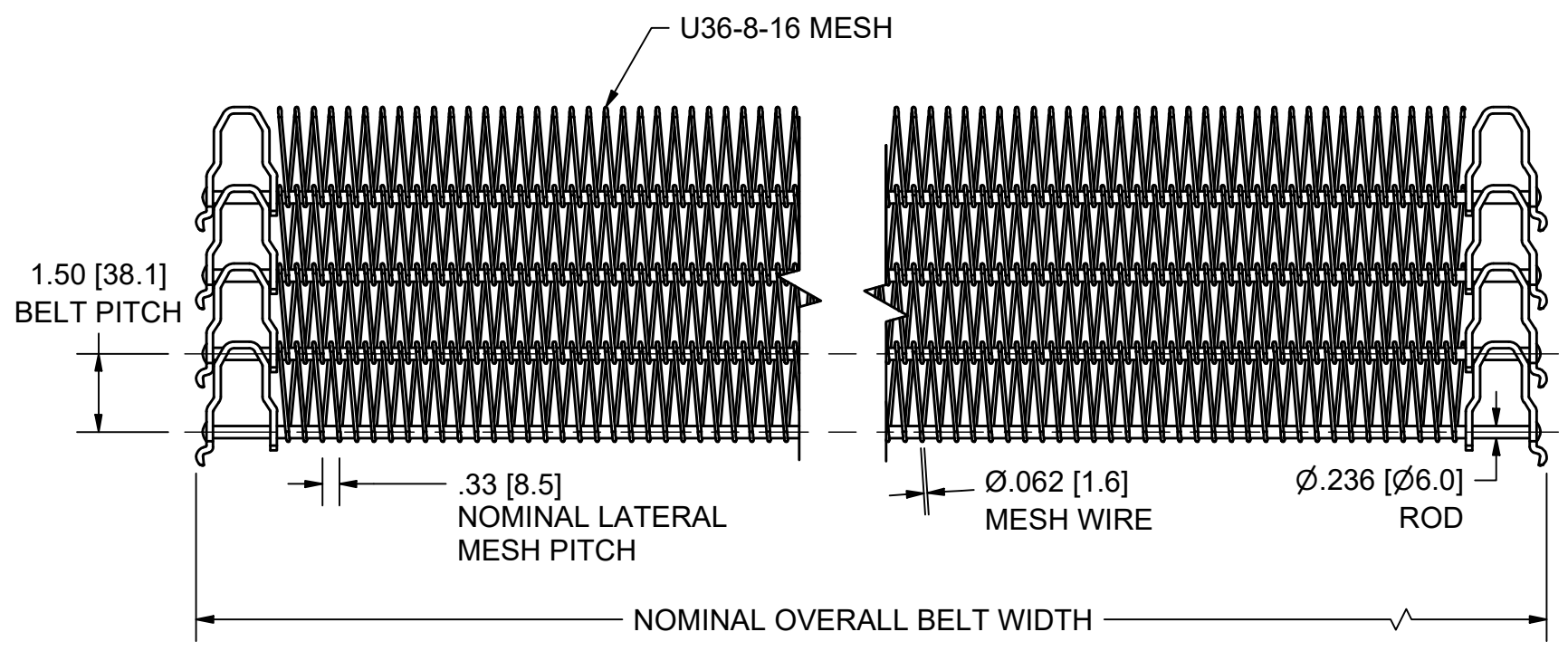


REVISION HISTORY			
REV	DESCRIPTION	DATE	APPROVED
A		5/4/23	



\*PIGTAILS NOT SHOWN

THIS DRAWING CONTAINS CONFIDENTIAL INFORMATION AND TRADE SECRETS OF ASHWORTH BROS., INC. IT MAY NOT BE REPRODUCED IN WHOLE OR IN PART OR USED FOR THE BENEFIT OF ANYONE OTHER THAN ASHWORTH BROS., INC. NO RIGHT IS GRANTED TO DISCLOSE OR USE ANY INFORMATION SHOWN ON THIS DRAWING.

NOTES:

- 1. MATERIAL: PER ORDER
- 2. OVERALL BELT WIDTH: PER ORDER

<small>UNLESS OTHERWISE SPECIFIED, DIMENSIONS ARE IN INCHES [mm]. DIMENSIONS NOTED ARE NOMINAL VALUES ONLY. ACTUAL DIMENSIONS ARE AFFECTED BY MANUFACTURING SPECIFICATIONS AND/OR PROCESS CONDITIONS. IF DETAILED DIMENSIONS ARE ESSENTIAL, CONTACT ABI ENGINEERING.</small>	CONTRACT / PROJECT NO.		<b>Ashworth Bros., Inc.</b> <small>450 ARMOUR DALE, WINCHESTER, VA 22601</small>				
	APPROVALS	DATE					
	DRAWN NEC	5/4/23	TITLE <b>ILLUSTRATION, OP150 U36-8-16</b>				
	DESIGN NEC	5/4/23					
THIRD ANGLE PROJECTION	CHECKED NEC	5/4/23					
MATERIAL PER ORDER	REF ASSEMBLY		SIZE	CAGE CODE	ILLUSTRATION NO.	REV.	
TREATMENT	REF PART		<b>B</b>	<b>96664</b>	<b>OP150-U36-8-16</b>	<b>A</b>	
FINISH NONE	ASHWORTH PART NUMBER		DO NOT SCALE	CALC.WT	3.26 lbmass	SHEET	1 OF 1

OP150-U36-8-16