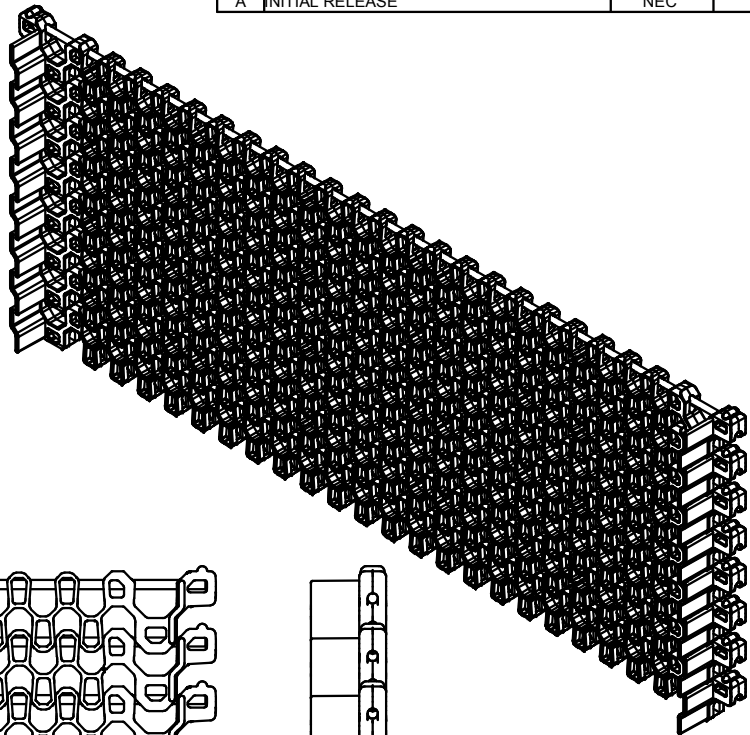
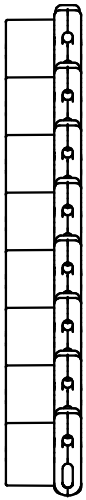
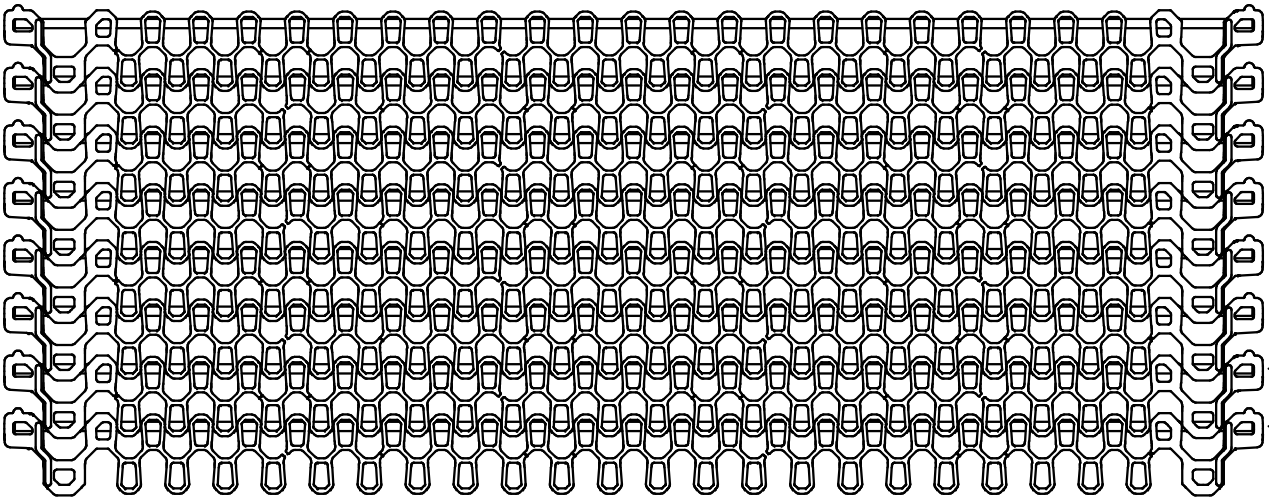


| REVISION HISTORY | | | |
|------------------|-----------------|---------|----------|
| REV | DESCRIPTION | BY/DATE | APP/DATE |
| A | INITIAL RELEASE | NEC | |

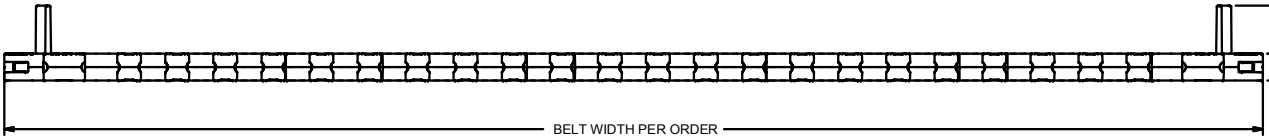


TRAVEL ↑



1.2 PITCH

GUARD EDGE HEIGHT PER ORDER (1" HT SHOWN)



BELT WIDTH PER ORDER

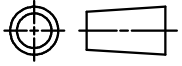
.56

- NOTES:
1. BELT WIDTH PER ORDER.
 2. GUARD EDGE HEIGHT PER ORDER.
 3. GUARD EDGE LOCATION (LEFT, RIGHT, OR BOTH EDGES) PER ORDER.

UNLESS OTHERWISE SPECIFIED, DIMENSIONS ARE IN INCHES.

| TOLERANCES | |
|----------------|-----------------|
| DEC .X = ±.03 | FRACTION ± 1/16 |
| .XX = ±.015 | ANGLE ± 1/2° |
| .XXX = ±.005 | |
| .XXXX = ±.0005 | |

THIRD ANGLE PROJECTION



THIS DRAWING CONTAINS CONFIDENTIAL INFORMATION AND TRADE SECRETS OF ASHWORTH BROS., INC. IT MAY NOT BE REPRODUCED IN WHOLE OR IN PART, OR USED FOR THE BENEFIT OF ANYONE OTHER THAN ASHWORTH BROS., INC. NO RIGHT IS GRANTED TO DISCLOSE OR USE ANY INFORMATION SHOWN IN THIS DRAWING.

| | |
|-----------------|-------------|
| DRAWN/DATE | NEC 9/19/16 |
| CHECKED/DATE | JRL 9/19/16 |
| ORIGINATOR/DATE | NEC 9/19/16 |
| CONTRACT NO. | |

Ashworth Bros., Inc.
450 ARMOUR DALE, WINCHESTER, VA 22601

TITLE
ILLUSTRATION, ADVANTAGE 120 WITH GUARD EDGES

| | | | |
|-------|-----------|-----------|--------------|
| SIZE | CAGE CODE | DWG. NO. | REV. |
| C | | ADV120-GE | A |
| SCALE | NTS | WEIGHT | SHEET 1 OF 1 |